



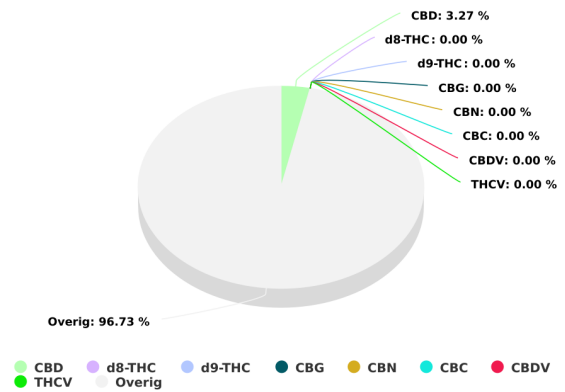
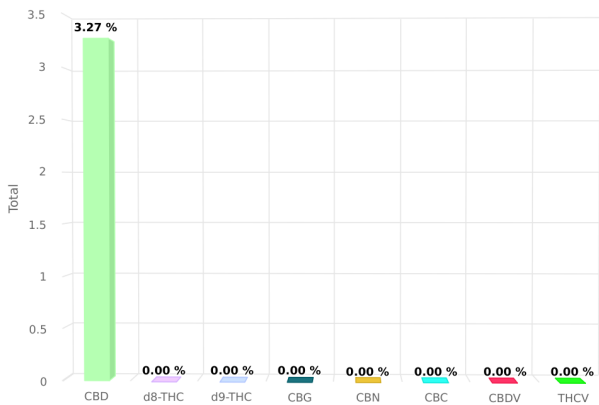
**NOVA RESEARCH**  
BIOTECHNOLOGY



**Sample name:** Heneplex  
**Sample Type:** Overige  
**Batchnr:** ISO180718  
**SampleID:** #172831  
**Analyze date:** 2018-08-03  
**Expiration date:** 2018-11-03

**Tested for:**  
Nova Research  
Candropharm BV

### CERTIFICATE OF ANALYSIS



Total THC and CBD is defined as the total potential of all Δ9 THC and CBD in the product, assuming 100% decarboxylation.

### CANNABINOIDS ANALYSIS

<b>CBD</b>	3.272 %	<b>d8-THC</b>	0.000 %
<b>d9-THC</b>	0.000 %	<b>CBG</b>	0.000 %
<b>CBN</b>	0.000 %	<b>CBC</b>	0.000 %
<b>CBDV</b>	0.000 %	<b>THCV</b>	0.000 %

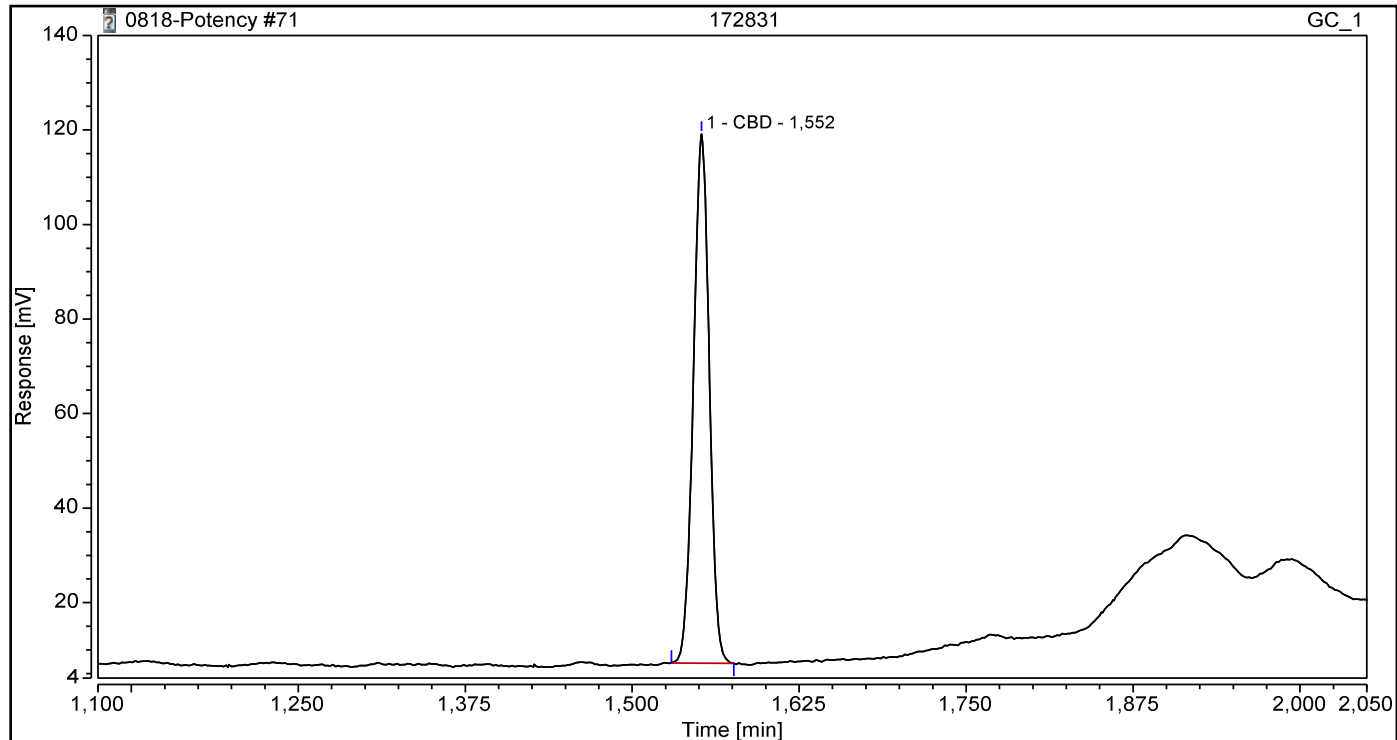
This product has been Quality Control tested by Nova Research B.V. Values reported relate only to the product tested. This Certificate shall not be reproduced except in full, without the written approval of Nova Research B.V. For more information visit the website: <https://novaresearch.nl>

Signature:

## Chromatogram and Results

Injection Details		
Injection Name:	172831	Run Time (min): 5,10
Vial Number:	85	Injection Volume: 1,00
Injection Type:	Unknown	Channel: GC_1
Calibration Level:		Wavelength: n.a.
Instrument Method:	cannabis potency	Bandwidth: n.a.
Processing Method:	Potency	Dilution Factor: 1,0000
Injection Date/Time:	03-aug-18 11:48	Sample Weight: 1,0000

### Chromatogram



Integration Results							
No.	Peak Name	Retention Time min	Area mV*min	Height mV	Relative Area %	Relative Height %	Amount
1	CBD	1,552	1,5411	111,916	100,00	100,00	3,272%
Total:			1,541	111,916	100,00	100,00	